

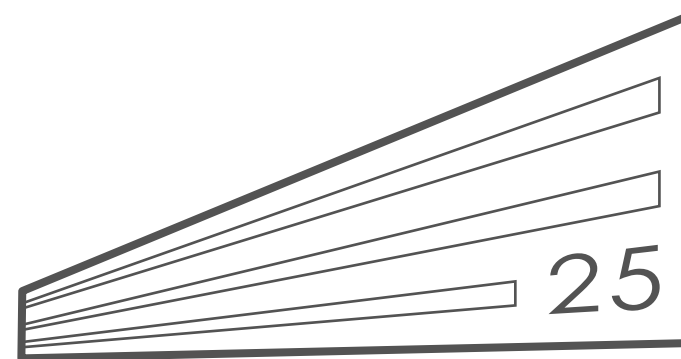



1991 - 2016
ETSECCP

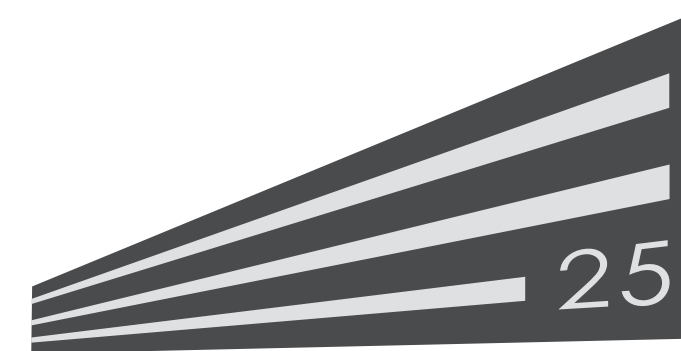
 C 5% M 4% Y 91% K 0%
R 251 G 228 B 14

 C 56% M 45% Y 45% K 33%
R 102 G 102 B 102





1991 - 2016
ETSECCP

 C 60% M 50% Y 49% K 43%
R 85 G 85 B 85



1991 - 2016
ETSECCP

 C 0% M 0% Y 0% K 13%
R 221 G 221 B 221

 C 0% M 0% Y 0% K 85%
R 36 G 36 B 36